



995 Governor Dr. #103
El Dorado Hills, CA 95762
866 382-8600

YARDART info@yardart.com

Piccadilly Planter Lite®

Lite® Collection

Lite® planters are rated for both indoor and outdoor use and frequently specified for rooftops and terraces, hospitality projects, public space installations, and restaurants. They are a great choice for jobs that do not allow for heavy-weight materials and where large scale plantings are required. Because of their light weight, fiberglass planters are easier to ship and material handle on the job. Fiberglass planters can withstand UV exposure and extreme temperatures, from high heat to frost and can tolerate the seasonal thaw cycles. Additionally, they won't corrode due to exposure or direct contact with soil. There is no need to use plastic liners with Campania's Lite® planters. Although we recommend that you take advantage of the quick turnaround of our stocked product; these shapes, finishes, and/or sizes are not always right for every job. Campania has the capability to produce custom shapes, sizes, and colors in our Vietnamese



Shown in Riverstone

Material	Texture	Item Description	Item #	Available Colors	Outside Dimensions	Inside Top Dimensions	Base Dimensions	Approx. Weight	Approx. Soil Capacity
Fiberglass	Standard	Piccadilly Planter - Large	94-613-13900 94-613-3400 94-613-1800 94-613-10400 94-613-22200	(139) Onyx Black (34) Lead (18) Rust (104) Ivory (222) Chalk	29.5" Diam. x 15.25"H	25.25" Diam.	14" Diam.	17 lbs	6 cu ft.
Fiberglass	Concrete	Piccadilly Planter - Large	94-613-8900	(89) Concrete	29.5" Diam. x 15.25"H	25.25" Diam.	14" Diam.	17 lbs	6 cu ft.
Fiberglass	Premium	Piccadilly Planter - Large	94-613-10300 94-613-10600	(103) Charcoal (106) Riverstone	29.5" Diam. x 15.25"H	25.25" Diam.	14" Diam.	17 lbs	6 cu ft.
Fiberglass	Standard	Piccadilly Planter - Medium	94-613-13901 94-613-3401 94-613-1801 94-613-10401 94-613-22201	(139) Onyx Black (34) Lead (18) Rust (104) Ivory (222) Chalk	24.5" Diam. x 12.25"H	19.75" Diam.	11" Diam.	12 lbs	3 cu ft.
Fiberglass	Concrete	Piccadilly Planter - Medium	94-613-8901	(89) Concrete	24.5" Diam. x 12.25"H	19.75" Diam.	11" Diam.	12 lbs	3 cu ft.
Fiberglass	Premium	Piccadilly Planter - Medium	94-613-10301 94-613-10601	(103) Charcoal (106) Riverstone	24.5" Diam. x 12.25"H	19.75" Diam.	11" Diam.	12 lbs	3 cu ft.
Fiberglass	Standard	Piccadilly Planter - Small	94-613-13902 94-613-3402 94-613-1802 94-613-10402 94-613-22202	(139) Onyx Black (34) Lead (18) Rust (104) Ivory (222) Chalk	17.75" Diam. x 8.75"H	14.5" Diam.	8" Diam.	6 lbs	1 cu ft.
Fiberglass	Concrete	Piccadilly Planter - Small	94-613-8902	(89) Concrete	17.75" Diam. x 8.75"H	14.5" Diam.	8" Diam.	6 lbs	1 cu ft.
Fiberglass	Premium	Piccadilly Planter - Small	94-613-10302 94-613-10602	(103) Charcoal (106) Riverstone	17.75" Diam. x 8.75"H	14.5" Diam.	8" Diam.	6 lbs	1 cu ft.

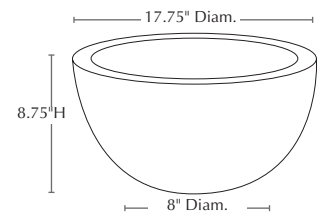
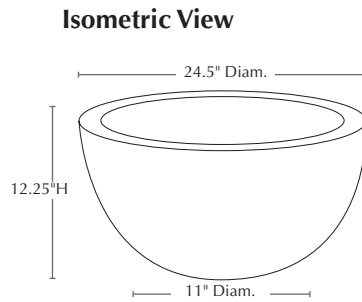
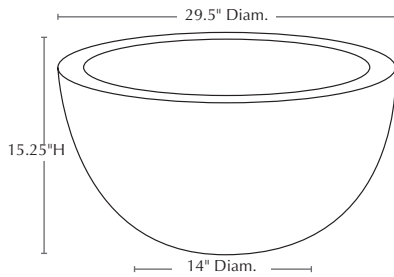
Note: Each planter is equipped with drainage holes.

AVAILABLE COLORS

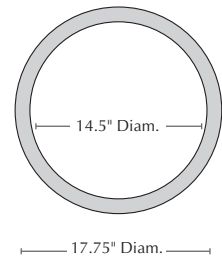
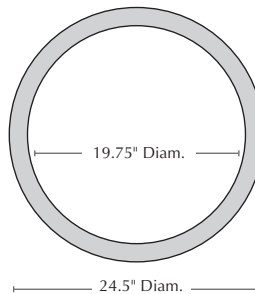
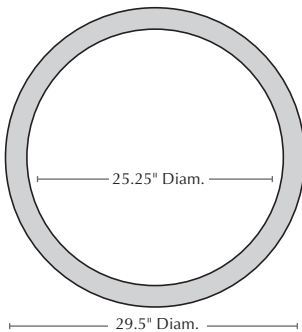
Please note: Actual colors may vary slightly from those depicted below. Color samples are available upon request. Call 215-541-4627 for more info.



Piccadilly Planter Lite®



Top View



Materials: unsaturated polyester resin, sand, stone powder, talc powder, and fiberglass

Care & Maintenance/Outdoor Planting Instructions: Our fiberglass planters are equipped with pre-installed drainage holes and raised feet to allow for drainage. The drain holes must be kept clear to maintain the longevity of your planter, especially in climates that undergo freeze thaw cycles in the winter. We recommend: Covering the drain holes with a mesh screen or equivalent to keep debris from clogging the openings; Filling the bottom of the planter with non-porous drainage material; Filling the remainder of the planter with a well-draining soil mix that will not retain water; and lastly, covering the soil with decorative mulch or pine bark to the top rim of the planter to discourage water from pooling on the surface. For indoor use, Campania offers a saucer system for the Farnley and Sandal planter series and plugs are available upon request.

Cleaning Instructions: Campania Lite® planters can be cleaned with either water or Windex® with Ammonia-D. Spray down the surface of the planter where it is dirty and use a lint-free cloth or sponge to wipe the surface. Note that it may take several cycles of wiping and drying before the planter is completely clean. This is normal and to be expected with the texture in the fiberglass. Do not pressure wash, use alcohol based cleaners, apply corrosive cleaners or clean with anything abrasive.

Detail of pot feet

