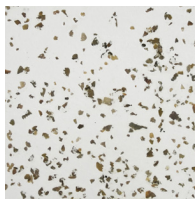



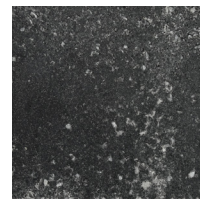
WHITE STONE



NATURAL STONE



KEY STONE



COAL STONE



AGED STONE

WATERFALL TABLE

Grounded and architectural, its perceived heft is contrasted by our lightweight design. A large area shows the greatest variation in stone. Hard angles force light to interact differently with each plane, further showcasing our finishes.

Fiberglass resin and aggregate.

ZBT229 | 61"W x 30"D x 30"H - 150 lbs

ZBT229-368742 | 87"W x 36"D x 30"-42"H - 200 lbs

